



Biomass Silo Systems


W162-8 - 16 Ton Pellet Store

This 2.8m Square footprint silo provides a robust, reliable and cost effective means of storing your wood pellet fuel and can come in both indoor and outdoor models. Manufactured from galvanised steel they are designed to be flat packed allowing them to be delivered direct to site for quick and easy assembly.

The feed outlet is suitable for either auger or vacuum extraction and a range of optional extras allow users to customise the silo to their exact requirements.

Product Code	W162-8
Footprint	2.8m x 2.8m
Height	5.02m
Volume	28.762m ³
Useful Capacity	18.695 Tons
Flat Packed Dimensions	(L)2400mm x (W)1200mm x (H)1700mm
Empty Weight	2.05 Tons
Approx Assembly Time	19 hours for two people

Standard Features



Bulk Delivery Connections

Filling and ventilation pipework with delivery connections

Bag Filling Panel

For bag filling and periodic cleaning and maintenance

Inspection Window

For checking pellet levels

Manual Extraction Chute

For withdrawing pellets and can be positioned on any side

Feed Shut Off Slide

To isolate feedbox during cleaning filling or maintenance


Dust Removal Panel

For removal of dust from silo

Feed Outlet

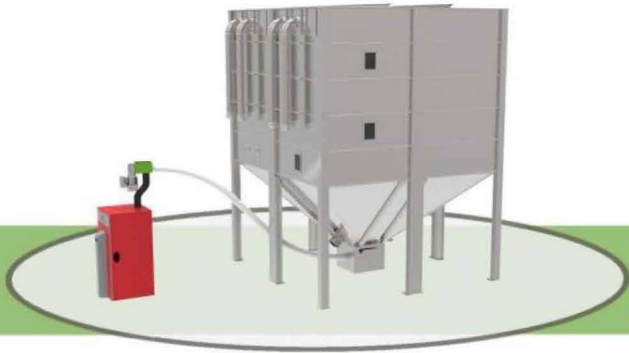
Choice of standard auger or vacuum feed outlets

Feed Options




Rigid Auger

A rigid straight auger collects the pellets from the outlet and feeds direct to the boiler



Flexible Auger

A flexible auger collects the pellets from the outlet and feeds direct to the boiler



Vacuum System

A vacuum extraction bracket is fitted to the feed box on the silo which allows pneumatic extraction of the pellets

Optional Extras

Colour Coated Finishes



Gives the product a 30 year outdoor life

Apex Roof



Apex roof for areas with high snow loads

60 Degree Hopper



A 60 Degree Hopper Allows for smoother flow of pellets