




Biomass Silo Systems

W102-4 10 Tonne Pellet Silo

This 2.4m Square footprint silo provides a robust, reliable and cost effective means of storing your wood pellet fuel and can come in both indoor and outdoor models. Manufactured from galvanised steel they are designed to be flat packed allowing them to be delivered direct to site for quick and easy assembly. The feed outlet is suitable for either auger or vacuum extraction and a range of optional extras allow users to customise the silo in their exact requirements.

| | |
|------------------------|--------------------------------------|
| Product Code | W102-4 |
| Diameter | 2.4m |
| Height | 4.37m |
| Volume | 19.94m ³ |
| Useful Capacity | 11.35 Tonnes |
| Flat Packed Dimensions | (L) 2500mm X (W) 1250mm X (H) 1250mm |
| Empty Weight | 400kg |
| Approx Assembly Time | 3-4 hours |

Standard Features



Bulk Delivery Connections

Filling and ventilation pipework with delivery connections

Bag Filling Panel

For bag filling and periodic cleaning and maintenance

Inspection Window

For checking pellet levels

Manual Extraction Chute

For withdrawing pellets and can be positioned on any side


Feed Shut Off Slide

To isolate feedbox during cleaning filling or maintenance

Feed Outlet

Choice of standard auger or vacuum feed outlets

Feed Options



Rigid Auger Outlet

For short auger runs we supply a rigid auger outlet which allows pellets to be collected from the base of the silo and transported to the boilers day hopper



Flex Auger Outlet

When a short straight run is not possible we can supply a flex auger outlet which allows connection to a range of longer augers which allow more flexibility in the auger run



Vacuum Outlet

A vacuum extraction outlet allows for pneumatic extraction of the pellets over short distances. A dosing auger can also be supplied for longer vacuum distances

Optional Extras

Greencoat Finish




PVC coated finish gives the product a 30 year outdoor life

60 Degree Hopper Base



60 Degree hopper base allows mass flow of pellets and reduces the need for cleaning silos

Apex Roof



Optional roof design for use in areas that experience high snow loads